




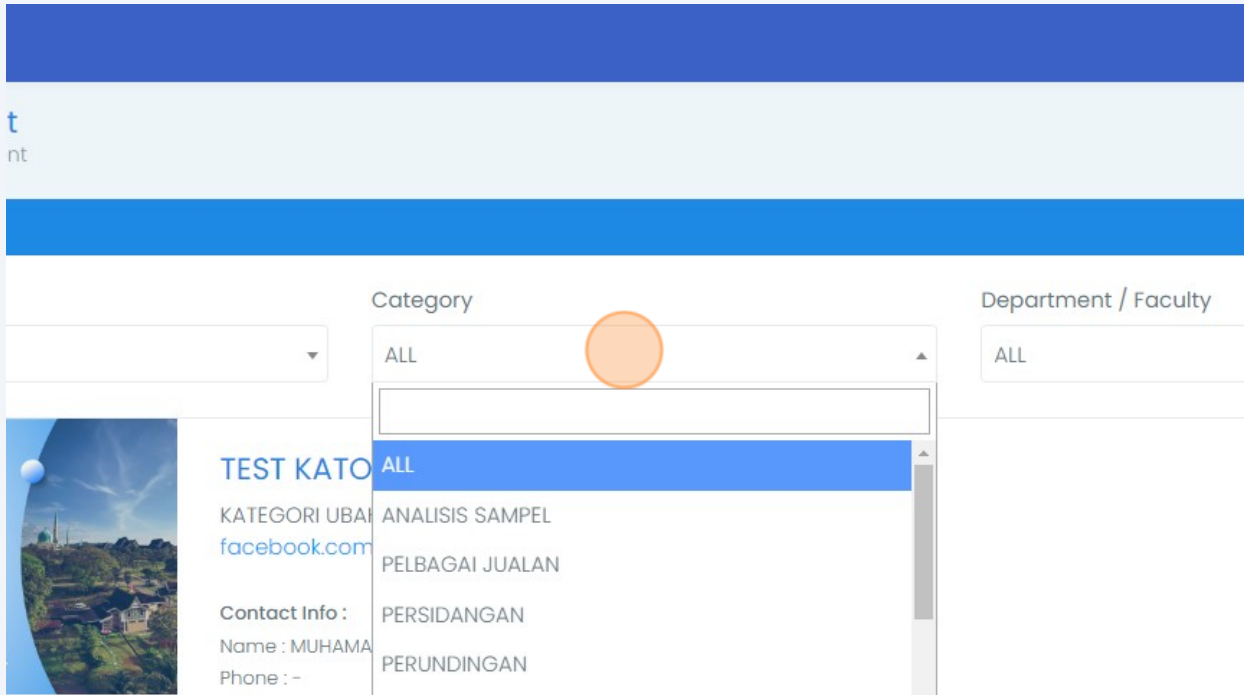
Make payment and checkout on payhub.utm.my

1 Navigate to <https://payhub.utm.my/>

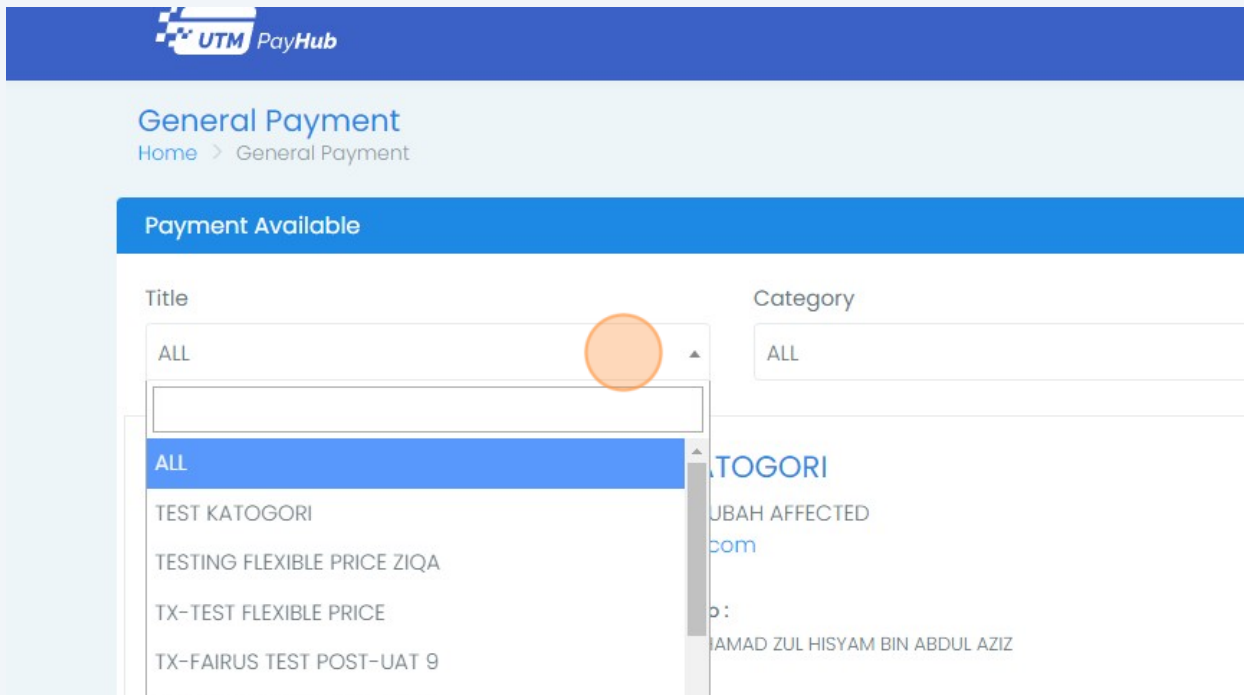
2 Click "Make Payment"



3 Click "Category Tab" to filter by payment category



4 Click "Title Tab" to filter by payment title



5 Click "Department tab" to filter payment by PTJ



Department / Faculty

ALL

ALL

J030000 - BENDAHARI

J070000 - PUSAT TEKNOLOGI MAKLUMAT & KOMUNIKASI

YAM BIN ABDUL AZIZ

ED

Department / Faculty dropdown menu with options: ALL, ALL, J030000 - BENDAHARI, J070000 - PUSAT TEKNOLOGI MAKLUMAT & KOMUNIKASI. An orange circle highlights the 'ALL' option at the top of the list.

6 Click "Add to Cart" to proceed select your desired payment

Add to Cart

Add to Cart button with an orange circle highlighting the text.

7 Click the "Quantity" field to add your desired quantity

| Type | Quantity | Price/Item(RM) |
|-------|----------|----------------|
| basic | 1 | 1 |

Payment Summary

Total Price
RM 1

Checkout Cancel

8 Click "Checkout" to proceed to payment

| Type | Quantity | Price/Item(RM) |
|-------|----------|----------------|
| basic | 1 | 1 |

Payment Summary

Total Price
RM 1

Checkout Cancel

9

Choose your payment method and proceed to payment page

(.g. transact@utm.my)*

madzulhisyam@utm.my

RM 1

| Qty | Item | Price/Unit | Total Subprice (RM) |
|-----|-------|------------|---------------------|
| 1 | basic | 1.00 | 1.00 |

Payment Method:



[Proceed to Payment](#)